

SSE Snapshot

University

A Summary of Student Engagement Results

Comparison Group

The comparison group featured in this report is

S! A

See your Selected Comparison Groups report for details.

SSE Snapshot

Engagement Indicators

Snapshot of student engagement into the Engagement Indicators organization for our report. At right are our results or our institution. For details see our Engagement Indicators report.

Key:

Your students' average was significantly higher than the comparison group's average.

--

Your students' average was significantly lower than the comparison group's average.

Theme

Engagement Indicator

Academic Challenge

- Higher-Order Learning
- Reflective & Integrative Learning
- Learning Strategies
- Quantitative Reasoning
- Collaborative Learning
- Discussions with Diverse Others
- Student-Faculty Interaction
- Effective Teaching Practices
- Quality of Interactions
- Supportive Environment

Our students compared with

High-Impact Practices

First-year

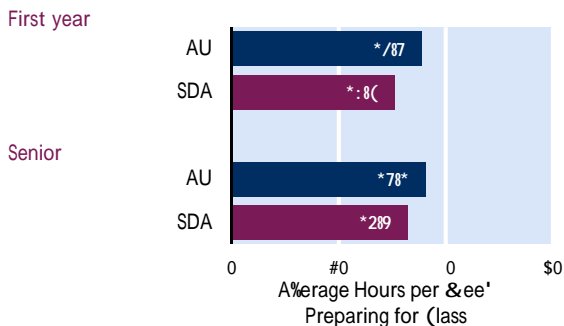
Senior

Academic Challenge3 Additional Results

The Academic Challenge3 report contains our Engagement Indicators as well as several important non-validated results presented to provide an overview of the non-validated results. For more information on the Academic Challenge3 results, see our Engagement Indicators report, our report on non-validated results, our Frequencies and Statistical Comparisons, the Major Field Report, the Online Institutional Report, or the Report Bulletin.

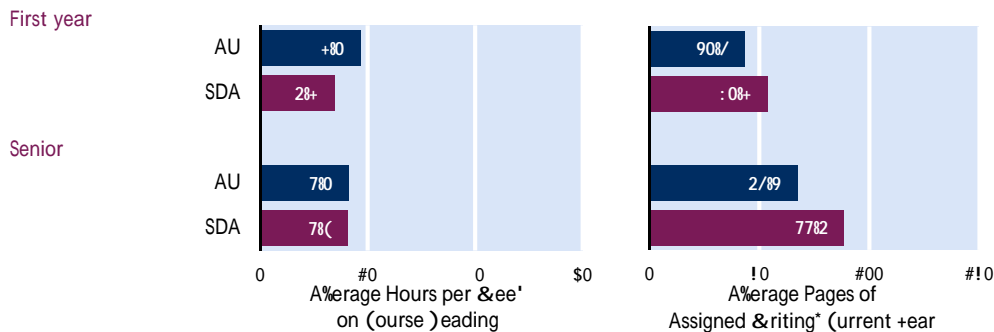
Time Spent Preparing for Class

The survey reports the average weekly class preparation time for our students compared to students in our comparison group.



Reading and Writing

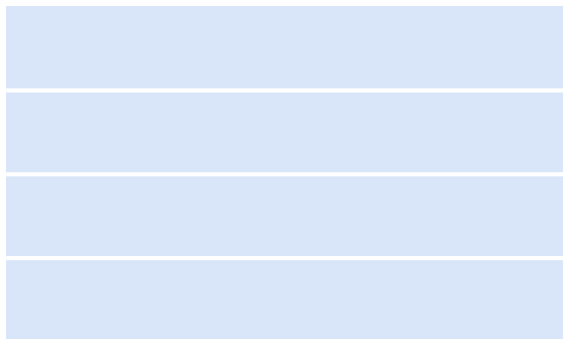
The survey surveys the number of hours our students spent reading or writing courses and the average number of pages of assigned writing compared to students in our comparison group. Each analysis is calculated from two or more separate surveys.



Challenging Students to Do Their Best Work

Now that student courses challenge them to do their best work, responses range from 'not at all' to 'very much'.

First year Senior



Academic Emphasis

How much do students say their institution prepares them for significant student learning and academic work? Responses range from 'not at all' to 'very much'.

First year

Senior

██████████

██████████

██████████

██████████

██████████

██████████

██████████

██████████

██████████

██████████